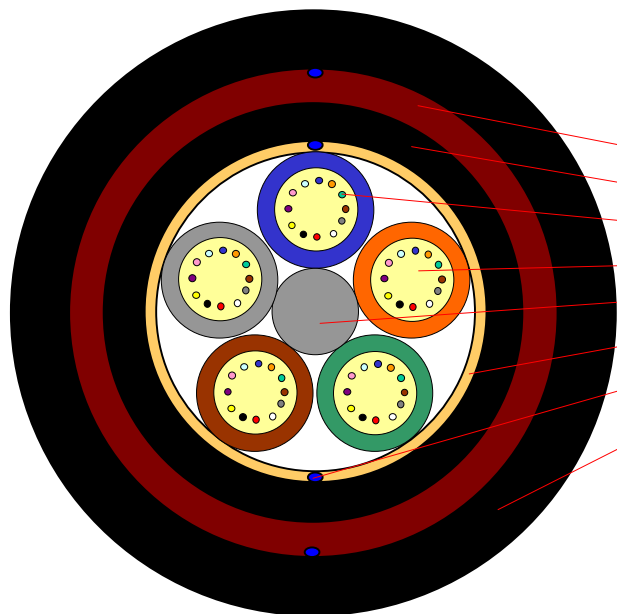


5-Element PKP Dry Core Cable

Issue February 2003

according **OFS Generic Specification**



Application

Mainly used in Duct-Installation (HD-PE Tubes) and installed by Cable Blowing or Pulling

Design

- Layer of Dielectric Strength Members
- PE-Jacket
- Optical Fibres
- Gel-filled Buffer Tubes (2.5 mm)
- Non-metallic Central Member
- Water Blocking Material
- Ripcord
- PE-Jacket

Features

- PKP Sheath Construction - offers extra mechanical and environmental protection
- Dry Core Design – Cable core water blocked by means of dry “water swellable” technology - for quicker, cleaner cable prep for jointing
- Individual coloured tubes

Version illustrated is the 72 Fibre Cable

Fibre Count	Tube 1	Tube 2	Tube 3	Tube 4	Tube 5	AT-Code**
12	Blue 12F	Filler*	Filler*	Filler*	Filler*	AT-00022TT-012
24	Blue 8F	Orange 8F	Green 8F	Filler*	Filler*	AT-00022T8-024
	Blue 12F	Orange 12F	Filler*	Filler*	Filler*	AT-00022TT-024
32	Blue 8F	Orange 8F	Green 8F	Brown 8F	Filler*	AT-00022T8-032
36	Blue 12F	Orange 12F	Green 12F	Filler*	Filler*	AT-00022TT-036
40	Blue 8F	Orange 8F	Green 8F	Brown 8F	Grey 8F	AT-00022T8-040
48	Blue 12F	Orange 12F	Green 12F	Brown 12F	Filler*	AT-00022TT-048
60	Blue 12F	Orange 12F	Green 12F	Brown 12F	Grey 12F	AT-00022TT-060

*Fillers are natural coloured

**Please refer to the OFS AT- Code. The blanks specify the fibre type.

Alternative tube colour code available on request

Cable Diameter (calc.): 12,40 mm
Cable Weight (calc.): 115 kg/km

5-Element PKP Dry Core Cable

Issue February 2003
according **OFS Generic Specification**

Identification

Fibre Colour Code:

1	Blue	5	Grey	9	Yellow
2	Orange	6	White	10	Violet
3	Green	7	Red	11	Rose
4	Brown	8	Black	12	Aqua

Sheath Marking:

OFS OPTICAL CABLE
[ID] [MM/YY] [Handset-Sign]
XXXX [Meter Marking]

Alternative Sheath printing available on request

Mechanical Properties and Environmental Behaviour

Tests according to **EN 187105** and **IEC 60794**

	Parameter	Requirement	Value
Tensile Performance: EN 187105-5.5.4 IEC 60794-1-2-E1A and E1B	Long term load	- No attenuation increase* - No fibre strain	Load: 1000 N
	Short term load, during installation	- No changes in attenuation before versus after load - Max. fibre strain 0.33%	Load: 2700 N
Crush Performance: EN 187105-5.5.3 IEC 60794-1-2-E3	Long term load	- No attenuation increase*	Load (Plate / Plate): 500 N
	Short term load	- No changes in attenuation before versus after load - No damage**	Load (Plate / Plate): 3000 N
Bending Performance: EN 187105-5.5.1 IEC 60794-1-2-E11	Handling fixed installed	- No attenuation increase*	Bend radius: 10 x D
	During installation (under load)	- No changes in attenuation before versus after load	Bend radius: 20 x D <i>D is cable diameter</i>
Temperatures: EN 187105-5.6.1 IEC 60794-1-2-F1	Operation	- No attenuation increase*	-40 to +70°C
	Installation		-15 to +60°C
	Storage/Shipping		-40 to +70°C

* No changes in attenuation means that any changes in measurement value, either positive or negative within the uncertainty of measurement shall be ignored. The total uncertainty of measurement shall be less than or equal to 0.05 dB.

** Mechanical damage – when examined visually without magnification, there shall be no evidence of damage to the sheath. The imprint of plates will not be considered as damage.

Shipping Information

Cable Length	Drum Dimensions (approx.)		Shipping Weight (calc.)	
	Diameter(battened)	Width	Without lagging	With lagging
2000 m	1500 mm	890 mm	383 kg	433 kg
4000 m	1800 mm	1090 mm	705 kg	777 kg
6000 m	1800 mm	1090 mm	935 kg	1007 kg
6000 m	1950 mm	1140 mm	1205 kg	1291 kg

The shipping information are given for one-way reels. Reusable reels are available on request.

The information is believed to be accurate at time of issue. OFS reserves the right to improve, enhance and modify the features and specifications of OFS products without prior notification. Please ensure you have the latest version of the data sheet.

This data sheet is property of OFS.

For additional information please contact your sales representative. You can also visit our website at <http://www.ofsoptics.com>.

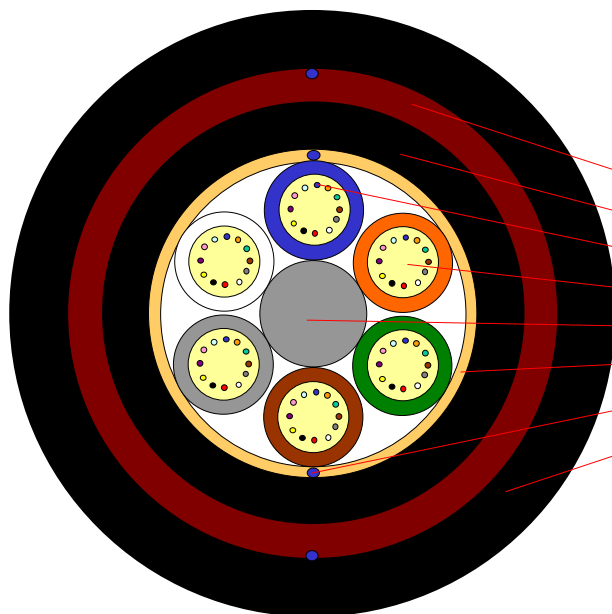
Telephone: +49 (0) 228 7489 201

Email: cableinfo@ofsoptics.com

6-Element PKP Dry Core Cable

Issue February 2003

according **OFS Generic Specification**



Application

Mainly used in Duct-Installation (HD-PE Tubes) and installed by Cable Blowing or Pulling

Design

- Layer of Dielectric Strength Members
- PE-Jacket
- Optical Fibres
- Gel-filled Buffer Tubes (2.5 mm)
- Non-metallic Central Member
- Water Blocking Material
- Ripcord
- PE-Jacket

Features

- PKP Sheath Construction - offers extra mechanical and environmental protection
- Dry Core Design – Cable core water blocked by means of dry “water swellable” technology - for quicker, cleaner cable prep for jointing
- Individual coloured tubes

Version illustrated is the 72 Fibre Cable

Fibre Count	Tube 1	Tube 2	Tube 3	Tube 4	Tube 5	Tube 6	AT-Code**
48	Blue 8F	Orange 8F	Green 8F	Brown 8F	Grey 8F	White 8F	AT-00022T8-048
72	Blue 12F	Orange 12F	Green 12F	Brown 12F	Grey 12F	White 12F	AT-00022TT-072

*Fillers are natural coloured

**Please refer to the OFS AT- Code. The blanks specify the fibre type.

Alternative tube colour code available on request

Cable Diameter (calc.): 13,10 mm
Cable Weight (calc.): 135 kg/km

6-Element PKP Dry Core Cable

Issue February 2003
according **OFS Generic Specification**

Identification

Fibre Colour Code:

1	Blue	5	Grey	9	Yellow
2	Orange	6	White	10	Violet
3	Green	7	Red	11	Rose
4	Brown	8	Black	12	Aqua

Sheath Marking:

OFS OPTICAL CABLE
[ID] [MM/YY] [Handset-Sign]
XXXX [Meter Marking]

Alternative Sheath printing available on request

Mechanical Properties and Environmental Behaviour

Tests according to **EN 187105** and **IEC 60794**

	Parameter	Requirement	Value
Tensile Performance: EN 187105-5.5.4 IEC 60794-1-2-E1A and E1B	Long term load	- No attenuation increase* - No fibre strain	Load: 1000 N
	Short term load, during installation	- No changes in attenuation before versus after load - Max. fibre strain 0.33%	Load: 2700 N
Crush Performance: EN 187105-5.5.3 IEC 60794-1-2-E3	Long term load	- No attenuation increase*	Load (Plate / Plate): 500 N
	Short term load	- No changes in attenuation before versus after load - No damage**	Load (Plate / Plate): 3000 N
Bending Performance: EN 187105-5.5.1 IEC 60794-1-2-E11	Handling fixed installed	- No attenuation increase*	Bend radius: 10 x D
	During installation (under load)	- No changes in attenuation before versus after load	Bend radius: 20 x D <i>D is cable diameter</i>
Temperatures: EN 187105-5.6.1 IEC 60794-1-2-F1	Operation	- No attenuation increase*	-40 to +70°C
	Installation		-15 to +60°C
	Storage/Shipping		-40 to +70°C

* No changes in attenuation means that any changes in measurement value, either positive or negative within the uncertainty of measurement shall be ignored. The total uncertainty of measurement shall be less than or equal to 0.05 dB.

** Mechanical damage – when examined visually without magnification, there shall be no evidence of damage to the sheath. The imprint of plates will not be considered as damage.

Shipping Information

Cable Length	Drum Dimensions (approx.)		Shipping Weight (calc.)	
	Diameter(battened)	Width	Without lagging	With lagging
2000 m	1500 mm	890 mm	423 kg	473 kg
4000 m	1800 mm	1090 mm	785 kg	857 kg
6000 m	1800 mm	1090 mm	1055 kg	1127 kg
6000 m	1950 mm	1140 mm	1365 kg	1451 kg

The shipping information are given for one-way reels. Reusable reels are available on request.

The information is believed to be accurate at time of issue. OFS reserves the right to improve, enhance and modify the features and specifications of OFS products without prior notification. Please ensure you have the latest version of the data sheet.

This data sheet is property of OFS.

For additional information please contact your sales representative. You can also visit our website at <http://www.ofsoptics.com>.

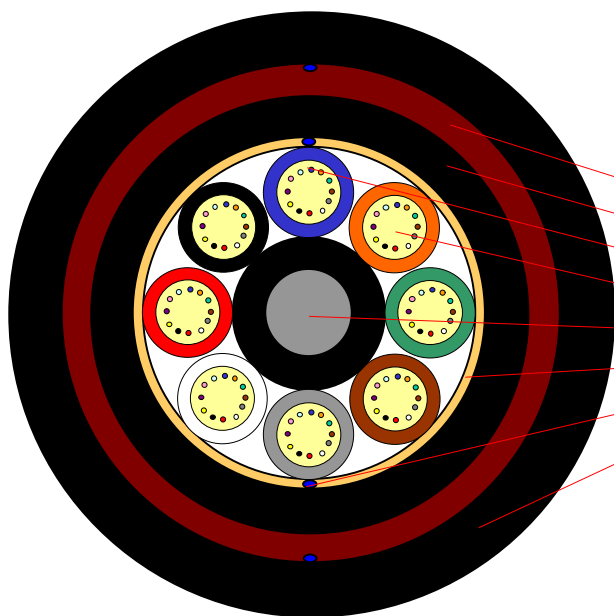
Telephone: +49 (0) 228 7489 201

Email: [cableinfo@ofsoptics.com](mailto: cableinfo@ofsoptics.com)

8-Element PKP Dry Core Cable

Issue February 2003

according **OFS Generic Specification**



Application

Mainly used in Duct-installation (HD-PE Tubes) and installed by Cable Blowing or Pulling

Design

- Layer of Dielectric Strength Members
- PE-Jacket
- Optical Fibres
- Gel-filled Buffer Tubes (2.5 mm)
- Non-metallic Central Member
- Water Blocking Material
- Ripcord
- PE-Jacket

Features

- PKP Sheath Construction - offers extra mechanical and environmental protection
- Dry Core Design – Cable core water blocked by means of dry “water swellable” technology - for quicker, cleaner cable prep for jointing
- Individual coloured tubes

Version illustrated is the 96 Fibre Cable

Fibre Count	Tube 1	Tube 2	Tube 3	Tube 4	Tube 5	Tube 6	Tube 7	Tube 8	AT-Code**
56	BL 8F	OR 8F	GN 8F	BR 8F	SL 8F	WH 8F	RD 8F	Filler*	AT-□□□22T8-056
64	BL 8F	OR 8F	GN 8F	BR 8F	SL 8F	WH 8F	RD 8F	BK 8F	AT-□□□22T8-064
84	BL 12F	OR 12F	GN 12F	BR 12F	SL 12F	WH 12F	RD 12F	Filler*	AT-□□□22TT-084
96	BL 12F	OR 12F	GN 12F	BR 12F	SL 12F	WH 12F	RD 12F	BK 12F	AT-□□□22TT-096

*Fillers are natural coloured

**Please refer to the OFS AT- Code. The blanks specify the fibre type.

Alternative tube colour code available on request

Cable Diameter (calc.): 14,70 mm
Cable Weight (calc.): 165 kg/km

8-Element PKP Dry Core Cable

Issue February 2003
according **OFS Generic Specification**

Identification

Fibre Colour Code:

1	Blue	5	Grey	9	Yellow
2	Orange	6	White	10	Violet
3	Green	7	Red	11	Rose
4	Brown	8	Black	12	Aqua

Sheath Marking:

OFS OPTICAL CABLE
[ID] [MM/YY] [Handset-Sign]
XXXX [Meter Marking]

Alternative sheath printing available on request

Mechanical Properties and Environmental Behaviour

Tests according to **EN 187105** and **IEC 60794**

	Parameter	Requirement	Value
Tensile Performance: EN 187105-5.5.4 IEC 60794-1-2-E1A and E1B	Long term load	- No attenuation increase* - No fibre strain	Load: 1000 N
	Short term load, during installation	- No changes in attenuation before versus after load - Max. fibre strain 0.33%	Load: 2700 N
Crush Performance: EN 187105-5.5.3 IEC 60794-1-2-E3	Long term load	- No attenuation increase*	Load (Plate / Plate): 500 N
	Short term load	- No changes in attenuation before versus after load - No damage**	Load (Plate / Plate): 3000 N
Bending Performance: EN 187105-5.5.1 IEC 60794-1-2-E11	Handling fixed installed	- No attenuation increase*	Bend radius: 10 x D
	During installation (under load)	- No changes in attenuation before versus after load	Bend radius: 20 x D <i>D is the cable diameter</i>
Temperatures: EN 187105-5.6.1 IEC 60794-1-2-F1	Operation	- No attenuation increase*	-40 to +70°C
	Installation		-15 to +60°C
	Storage/Shipping		-40 to +70°C

* No changes in attenuation means that any changes in measurement value, either positive or negative within the uncertainty of measurement shall be ignored. The total uncertainty of measurement shall be less than or equal to 0.05 dB.

** Mechanical damage – when examined visually without magnification, there shall be no evidence of damage to the sheath. The imprint of plates will not be considered as damage.

Shipping Information

Cable Length	Drum Dimensions (approx.)		Shipping Weight (calc.)	
	Diameter(battened)	Width	Without lagging	With lagging
2000 m	1500 mm	890 mm	483 kg	533 kg
4000 m	1800 mm	1090 mm	905 kg	977 kg
6000 m	1950 mm	1140 mm	1275 kg	1361 kg
6000 m	2550 mm	1490 mm	1770 kg	1905 kg

The shipping information are given for one-way reels. Reusable reels are available on request.

The information is believed to be accurate at time of issue. OFS reserves the right to improve, enhance and modify the features and specifications of OFS products without prior notification. Please ensure you have the latest version of the data sheet.
This data sheet is property of OFS.

For additional information please contact your sales representative. You can also visit our website at <http://www.ofsoptics.com>.

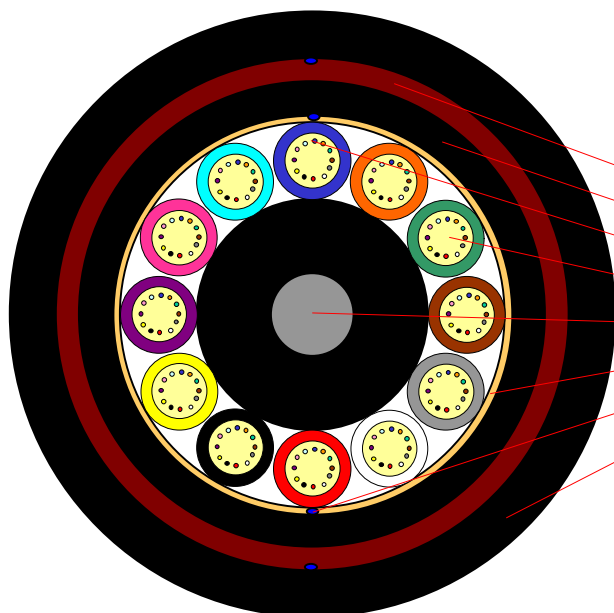
Telephone: +49 (0) 228 7489 201

Email: info@ofsoptics.com

12-Element PKP Dry Core Cable

Issue February 2003

according **OFS Generic Specification**



Application

Mainly used in Duct-installation (HD-PE Tubes) and installed by Cable Blowing or Pulling

Design

- Layer of Dielectric Strength Members
- PE-Jacket
- Optical Fibres
- Gel-filled Buffer Tubes (2.5 mm)
- Non-metallic Central Member
- Water Blocking Material
- Ripcord
- PE-Jacket

Features

- PKP Sheath Construction – offers extra mechanical and environmental protection
- Dry Core Design – Cable core water blocked by means of dry “water swellable” technology - for quicker, cleaner cable prep for jointing
- Individual coloured tubes

Version illustrated is the 144 Fibre Cable

Fibre Count	Tube 1	Tube 2	Tube 3	Tube 4	Tube 5	Tube 6
108	Blue 12F	Orange 12F	Green 12F	Brown 12F	Grey 12F	White 12F
120	Blue 12F	Orange 12F	Green 12F	Brown 12F	Grey 12F	White 12F
132	Blue 12F	Orange 12F	Green 12F	Brown 12F	Grey 12F	White 12F
144	Blue 12F	Orange 12F	Green 12F	Brown 12F	Grey 12F	White 12F

Fibre Count	Tube 7	Tube 8	Tube 9	Tube 10	Tube 11	Tube 12
108	Red 12F	Black 12F	Yellow 12F	Filler*	Filler*	Filler*
120	Red 12F	Black 12F	Yellow 12F	Violet 12F	Filler*	Filler*
132	Red 12F	Black 12F	Yellow 12F	Violet 12F	Rose 12F	Filler*
144	Red 12F	Black 12F	Yellow 12F	Violet 12F	Rose 12F	Aqua 12F

*Fillers are natural coloured

Alternative tube colour code available on request

Fibre Count	AT-Code**
108	AT-□□□22TT-108
120	AT-□□□22TT-120
132	AT-□□□22TT-132
144	AT-□□□22TT-144

**Please refer to the OFS AT- Code. The blanks specify the fibre type.

Cable Diameter (calc.): 17,90 mm
Cable Weight (calc.): 245 kg/km

12-Element PKP Dry Core Cable

Issue February 2003
according **OFS Generic Specification**

Identification

Fibre Colour Code:

1	Blue	5	Grey	9	Yellow
2	Orange	6	White	10	Violet
3	Green	7	Red	11	Rose
4	Brown	8	Black	12	Aqua

Sheath Marking:

OFS OPTICAL CABLE
[ID] [MM/YY] [Handset-Sign]
XXXX [Meter Marking]

Alternative sheath printing available on request

Mechanical Properties and Environmental Behaviour

Tests according to **EN 187105** and **IEC 60794**

	Parameter	Requirement	Value
Tensile Performance: EN 187105-5.5.4 IEC 60794-1-2-E1A and E1B	Long term load	- No attenuation increase* - No fibre strain	Load: 1000 N
	Short term load, during installation	- No changes in attenuation before versus after load - Max. fibre strain 0.33%	Load: 2700 N
Crush Performance: EN 187105-5.5.3 IEC 60794-1-2-E3	Long term load	- No attenuation increase*	Load (Plate / Plate): 500 N
	Short term load	- No changes in attenuation before versus after load - No damage**	Load (Plate / Plate): 3000 N
Bending Performance: EN 187105-5.5.1 IEC 60794-1-2-E11	Handling fixed installed	- No attenuation increase*	Bend radius: 10 x D
	During installation (under load)	- No changes in attenuation before versus after load	Bend radius: 20 x D <i>D is the cable diameter</i>
Temperatures: EN 187105-5.6.1 IEC 60794-1-2-F1	Operation	- No attenuation increase*	-40 to +70°C
	Installation		-15 to +60°C
	Storage/Shipping		-40 to +70°C

* No changes in attenuation means that any changes in measurement value, either positive or negative within the uncertainty of measurement shall be ignored. The total uncertainty of measurement shall be less than or equal to 0.05 dB.

** Mechanical damage – when examined visually without magnification, there shall be no evidence of damage to the sheath. The imprint of plates will not be considered as damage.

Shipping Information

Cable Length	Drum Dimensions (approx.)		Shipping Weight (calc.)	
	Diameter(battened)	Width	Without lagging	With lagging
2000 m	1800 mm	1090 mm	735 kg	807 kg
4000 m	1950 mm	1140 mm	1265 kg	1351 kg
6000 m	2550 mm	1490 mm	1920 kg	2055 kg

The shipping information are given for one-way reels. Reusable reels are available on request.

The information is believed to be accurate at time of issue. OFS reserves the right to improve, enhance and modify the features and specifications of OFS products without prior notification. Please ensure you have the latest version of the data sheet.
This data sheet is property of OFS.

For additional information please contact your sales representative. You can also visit our website at <http://www.ofsoptics.com>.

Telephone: +49 (0) 228 7489 201

Email: cableinfo@ofsoptics.com